

November 2021






Contents

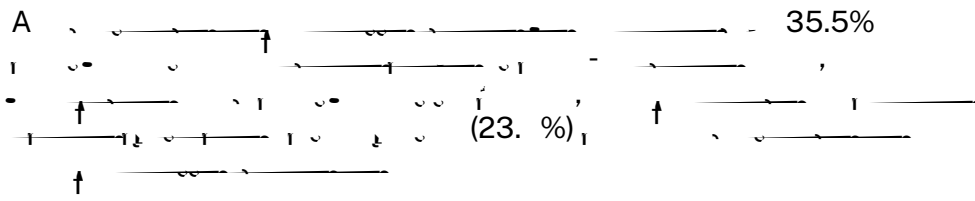


1. NHS bed occupancy rate


A line graph showing NHS bed-occupancy rates below 85% from 2010 to 2019. The Y-axis represents the percentage of beds occupied, ranging from 0% to 100%. The X-axis represents the year. The data points are as follows:

Year	Bed-occupancy rate (%)
2010	85
2011	85
2012	85
2013	85
2014	85
2015	85
2016	85
2017	85
2018	85
2019	85





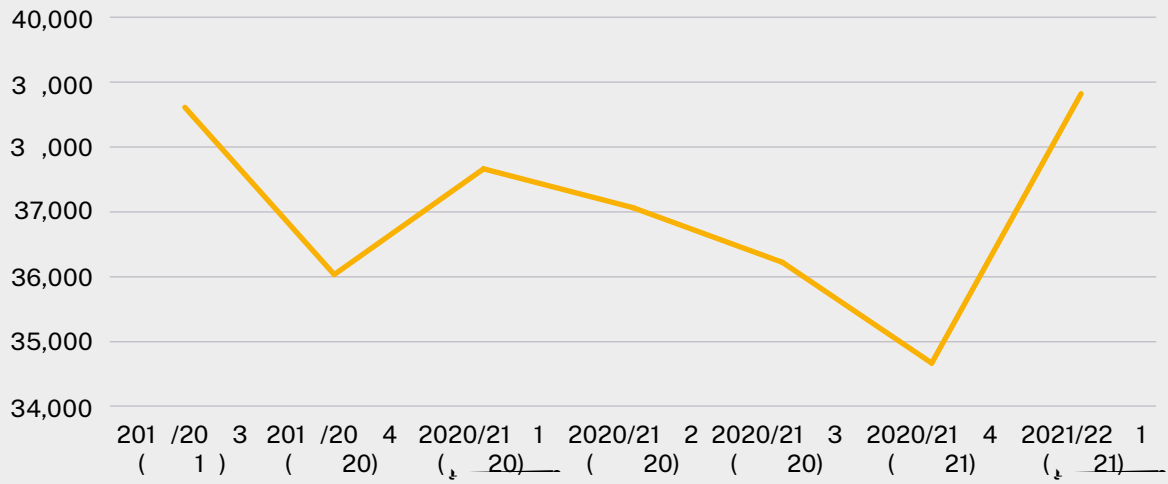
2. Sickness absence in nurses



3. NHS nursing workforce vacancy rate

Vacant nursing posts compromise the safety and quality of care that patients receive, and health outcomes^{ix}

NHS England FTE registered nurse vacancies



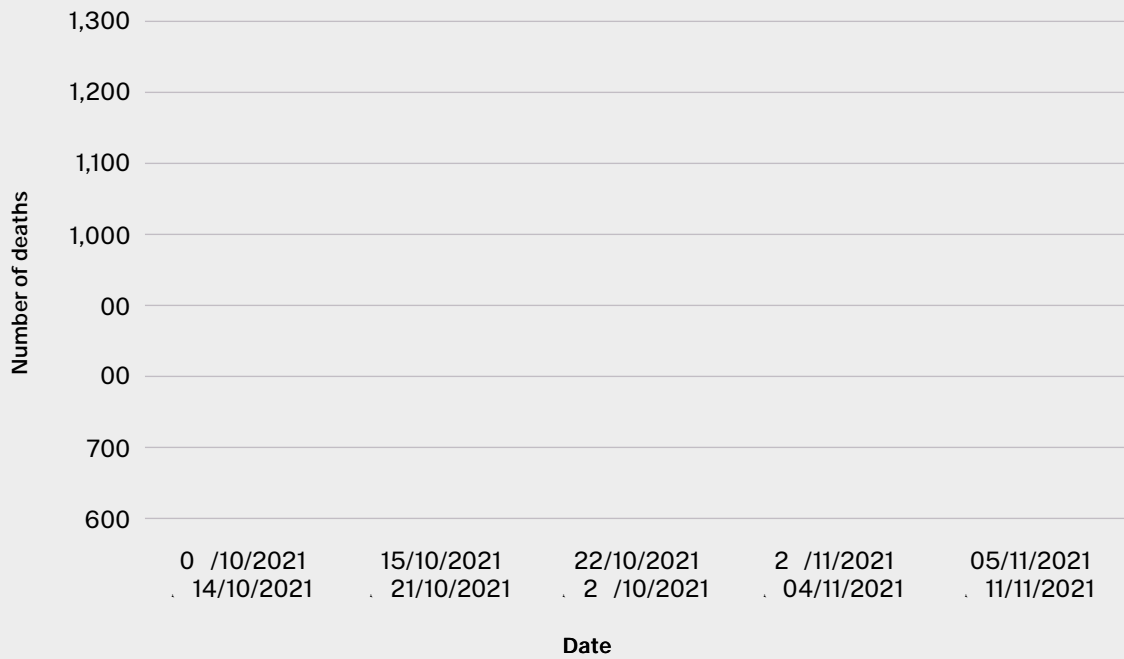
4. High COVID-19 infection rates

The UK is experiencing the highest total number of cases of COVID-19 in Europe (9,448,402 as of 11 November 2021)^{xiv}. The data is collected for international comparison and as such is UK wide. The UK Government's latest COVID-19 data (as of 11 November 2021) shows 42,408 daily cases. The latest data in for England shows 35,472 new cases for 11 November 2021.^{xv}

6,51



Weekly number of deaths within 28 days of positive test as of 11 November 2021



Weekly numb



2021

57


2021 53 54

10

11 4 () 1.4 () 13.3 () 2.6 () 12. () 3.6 () 36 (7 .) 4 . () 25.6 () () 0 6

6. NHS elective / community waiting times

The 'backlog' of people requiring elective care and treatment due to delays in the pandemic is becoming more evident. Latest figures from NHS England^{xxvi} show that the number of people waiting to start consultant-led elective treatment has risen to a total of 5.8 million people at the end of September 2021, the highest number since records began in August 2007. This is nearly two and half times more than the 2.3 million patients when the waiting list was at its shortest in January 2009^{xxvii} and is the equivalent of around one in 10 of the English population waiting to start treatment.^{xxviii}



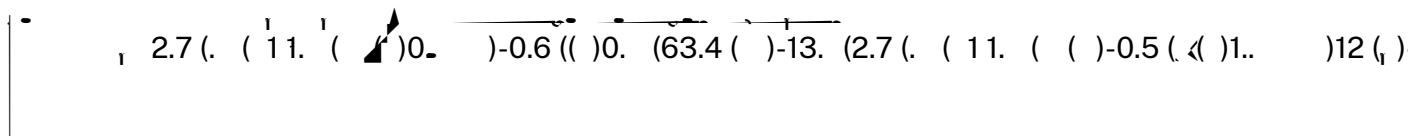
+15%

↑ 2021

7. Social care workforce vacancies

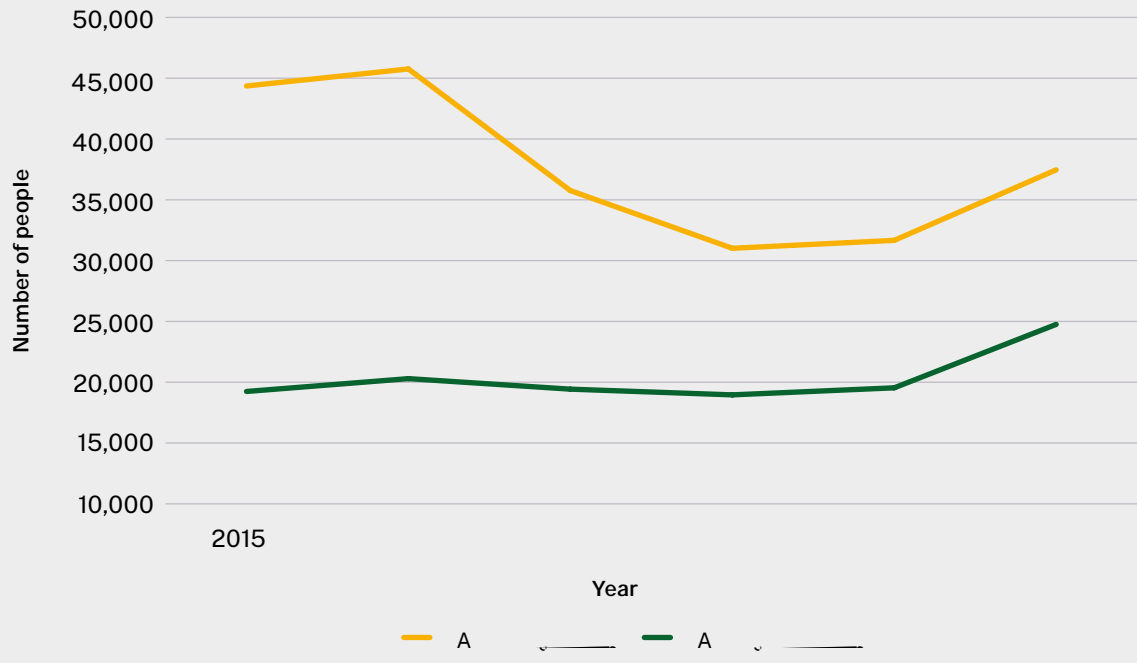
8. International recruitment in the NHS and social care

Internationally qualified nursing staff have always played a vital role in the UK's health and care services, and in improving the health and wellbeing of the population. The RCN very much values exchange of expertise and learning, and nursing is very much recognised as a global profession. However, it is also critical that the health and care system in the UK is not disproportionately reliant on internationally recruited workforce, as this is unsustainable, unethical, and not a credible alternative to investing in domestic nursing supply. As of March 2021, internationally qualified nurses make up 16.7% (122,591)^{xxxv} of the registered nursing workforce in the UK.






Number of applicants and acceptances to pre-registration nursing degree courses in England (2015 – 2020)

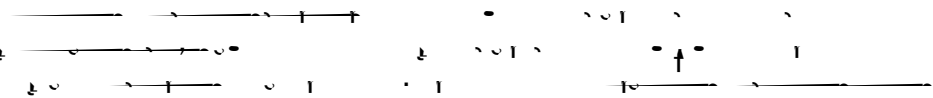



Nurses, midwives and nursing associates with an address in England joining the register for the first time (2018 – 2021)



10. Increased demand for social care services

There is widespread recognition that the formal adult social care sector in England has faced multiple challenges over many years. Many organisations have consistently highlighted these key challenges over a long period of time. In England, social care services have experienced years of underfunding, despite continued increasing population need. The population aged over 65 in England is projected to increase by 49% (to 14.9 million) by 2041 and the fastest increase will be seen in the 85 years and over age group.^{xiii}





A

Handwritten musical notation on a five-line staff. The notation includes various notes, rests, and a vertical line extending upwards from the staff. The letter 'A' is written to the left of the staff.



https://worldhealthorg.shinyapps.io/euro_covid19_epidata/

<https://www.bma.org.uk/advice-and-support/nhs-delivery-and-workforce/pressures/pressure-points-in-the-nhs>

<https://www.england.nhs.uk/statistics/statistical-work-areas/ae-waiting-times-and-activity>

- \

[RCEM_briefing_on_hospital_beds.pdf \(cloudinary.com\)](#)

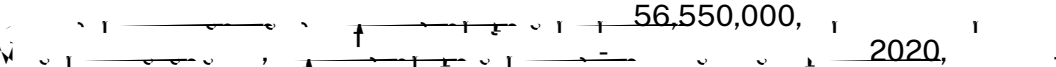
<https://www.england.nhs.uk/statistics/statistical-work-areas/ambulance-quality-indicators/ambulance-quality-indicators-data-2021-22/>

- \

- \

<https://www.england.nhs.uk/statistics/statistical-work-areas/rtt-waiting-times/rtt-data-2021-22/>

- \


2021, <https://www.ons.gov.uk/peoplepopulationandcommunity/populationandmigration/populationestimates#timeseries>

<https://www.england.nhs.uk/statistics/statistical-work-areas/rtt-waiting-times/rtt-data-2021-22/>

2021 (2021), <https://www.nmc.org.uk/globalassets/sitedocuments/data-reports/annual-2021/nmc-register-march-2021-england-data-tables.xls>

2015-2020, https://www.ageuk.org.uk/globalassets/age-uk/documents/reports-and-publications/reports-and-briefings/health--wellbeing/age_uk_briefing_state_of_health_and_care_of_older_people_july2019.pdf

2019 to 2020 - <https://www.gov.uk/government/statistics/family-resources-survey-financial-year-2019-to-2020> March 2021

(22 March 2021) [2020/21](#)

